



FX5 Series

5.0 - 7.0 Tonne

MAIN SPECIFICATIONS

Model (LPG/Diesel powered)*		FX5-50	FX5-60	FX5-70
Load capacity	kg	5000	6000	7000
Load centre	mm	600	600	600
Overall width	mm	1880	1990	1990
Turning radius	mm	3160	3200	3280
Overhead guard height	mm	2375	2375	2375
Length to fork face	mm	3475	3540	3635

* Gasoline models available on request



NISSAN FORKLIFT EUROPE B.V.

<http://www.nissan-nfe.com> CEN-FX5-01.NFE/05-xx-xxxxx Printed in the Netherlands

Nissan Motor Co., Ltd. reserves the right to make any changes without notice concerning colors, equipment or specifications detailed in this brochure, or to discontinue individual models. The colors of vehicles delivered may differ slightly from those in this brochure. The specifications vary for different countries depending on local market conditions. Please consult your local dealer to ensure that the vehicle delivered accords with your expectations. All values given may vary, due to motor and system tolerances and operational conditions. Some equipment shown on photos are optional.



The proven leader

Nissan Forklift's FX5 Series can be best described in 3 words: power, speed and reliability. This powerful workhorse can lift large loads up to 7 tons effortless. In a heavy industrial environment and under extreme conditions, the FX5 is at its best. Heavy loads are handled with remarkable speed; thanks to its fast travelling and even faster lifting speeds. Reliability and top quality are a result of many years of engineering effort. Therefore you can set your expectations high, not only when you use the FX5 for the first time, but even after it has been in operation for many years. Just what you'd expect from Nissan Forklift.



Spacious Operator Compartment

A model of ergonomic design, the FX5's roomy compartment provides ample head, foot and leg room for a variety of driver sizes, while power boosted brakes offer reduced pedal effort and enhanced operating ease. Its sculpted seat with operator restraints offers plenty of front-to-back travel. Combined with an adjustable tilt steering wheel, each operator can find a custom fit.



Ergonomically Designed Instrument Panel

A model of ergonomic design, the instrument panel enhances driving ease and provides quick recognition of vehicle status. The instrument panel is just one component of the comfortable cabin environment that enables the operator to concentrate on the task and accomplish it faster, safer, and with less fatigue.



Single Lift/Tilt Lever

The convenient single lift/tilt lever (optional) allows the driver to perform simultaneous lifting and tilting operations with a single lever. Faster and easier load handling lead directly to greater productivity.



Hydrostatic Power Steering System

FX5 forklifts are equipped with a hydrostatic power steering system that works to reduce steering effort and lessen fatigue over long hours of operation. Completely hydraulic in design with no mechanical linkages, the smooth operation of this system helps to eliminate kickback and oversteer characteristics.



Extra safety & operator comfort

Heavy loads mean heavy safety measures. The sturdy overhead guard and powerful head- and turn signal lights, both provide protection and visibility. The wide-open step makes it safer and more convenient to mount or dismount the forklift; further improving

safety in demanding work conditions. This all provides an extra measure of confidence that the operator - and his surrounding environment - are both safe while the FX5 is in operation.

Nissan Forklift engineers designed the FX5 with the operator in mind. Features such as an ergonomic instrument panel, optional single lift/tilt lever and power steering, provide the operator all the tools necessary to handle large loads with greater ease and comfort. And because operators come in all sizes, the seat accommodates with ample slide adjustment.





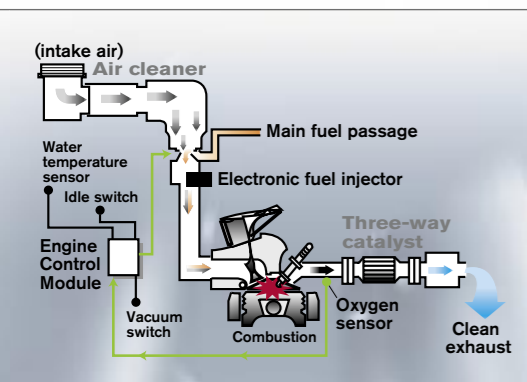
Nissan's Diesel Engines

The FX5 Series' choice of two diesel engines provides you with the means to get tough jobs done quickly and efficiently. If your operations need faster traveling/lifting speeds and outstanding power levels, the FE6 diesel engine is the perfect pick. The TD42 diesel engine has a highly rigid cylinder block and swirl combustion chamber with a sub-fuel injection port that improves output while reducing noise and fuel consumption.



ECCS TB45 LPG Engine

The new TB45 engine features ECCS (Electronic Concentrated Control System) and a three-way catalytic converter as standard equipment. This combination reduces toxic components in the exhaust gas, enabling the TB45 to clear EPA Tier I emission standards which are the strictest exhaust regulations in the world. ECCS helps to increase maximum output and lifting speed.



ECM and 3-Way Catalytic Muffler

By controlling basic engine-related functions, such as proper air/fuel ratios, torque and speed, the TB45 includes an Electronic Control Module (ECM) which makes adjustments as required to achieve peak performance levels with extremely low emissions.



Faster Traveling and Lifting Speeds

In addition to improving operating comfort, the 2-stage stator torque converter increases the maximum traveling speed of FX5 forklifts — up to 34km/h for models (no load) equipped with the FE6 diesel engine. To further enhance productivity, the lifting speed of FX5 forklifts has also been improved to an impressive 590mm/sec. (FE6 engine equipped 5.0- and 6.0-ton models, no load).



More power & productivity

For the heart of the machine, you can make your choice of three different power sources. The engines are all equipped with industry leading technology and are available in diesel, gasoline and LPG. Just take a close look at your operation and make the choice for the power source that suits you best. These power sources and the fast travelling and lifting speeds of the FX5 workhorse provide high productivity, even when handling large loads in a heavy industrial environment.

